

Level – 1

Qur'an Curriculum

MCNJ Islamic Sunday School
Qur'an Curriculum
Level-1

Table of Contents:

Page#1	Pre-requisite for Level-1. Memorization of Shahadah, Tauz and Tasmia
Page#2	Memorization of Surah Al-Fatihah (1)
Page#3	Memorization of Surah Al-Ikhlās (112)
Page#4	Memorization of Surah Al-Falaq (113)
Page#5	Memorization of Surah Al-Nas (114)
Page#6	Memorization of Dua'a
Page#7	Salah Topics

Pre-requisite for Level-1.

Memorization of Shahadah, Tauz and Tasmia

Shahadah

أَشْهَدُ أَنْ لَا إِلَهَ إِلَّا اللَّهُ وَ أَشْهَدُ أَنَّ مُحَمَّدًا رَسُولُ اللَّهِ

Ashadu an la ilaha illa illa-ilah, wa ashadu anna muhammadan rasul ullah.

I bear witness that there is no god but Allah and I bear witness that “
Muhammad is His messenger

Tauz and Tasmia are the Holy Quran verses we recite while starting something.

تعوز

أَعُوذُ بِاللَّهِ مِنَ الشَّيْطَانِ الرَّجِيمِ

"I seek refuge in Allah from satan the accursed"

تسميه

بِسْمِ اللَّهِ الرَّحْمَنِ الرَّحِيمِ

"In the name of Allah, The most Gracious , The most Merciful"

Memorization of Surah Al-Fatiha (1)

سُورَةُ الْفَاتِحَةِ

(١) بِسْمِ اللَّهِ الرَّحْمَنِ الرَّحِيمِ

(٢) الْحَمْدُ لِلَّهِ رَبِّ الْعَالَمِينَ

(٣) الرَّحْمَنِ الرَّحِيمِ

(٤) مَلِكِ يَوْمِ الدِّينِ

(٥) إِلَهِكَ نَعْبُدُ وَإِيَّاكَ نَسْتَعِينُ

(٦) اهْدِنَا الصِّرَاطَ الْمُسْتَقِيمَ

(٧) صِرَاطَ الَّذِينَ أَنْعَمْتَ عَلَيْهِمْ غَيْرِ الْمَغْضُوبِ عَلَيْهِمْ وَلَا الضَّالِّينَ

Surah Al-Fatiha (1)

In the name of Allah, the Beneficent, the Merciful (1)

Praise be to Allah, the Cherisher and Sustainer of the Worlds (2)

Most Gracious, Most Merciful (3)

Master of the, Day of Judgment. (4)

Thee do we worship, and Thine aid we seek. (5)

Show us the straight way. (6)

The way of those on whom Thou hast bestowed Thy Grace, Those whose (portion) is not wrath and who go not astray. (7)

Memorization Surah of Al-Ikhlās (112)

سُورَةُ الْإِخْلَاصِ
بِسْمِ اللَّهِ الرَّحْمَنِ الرَّحِيمِ
قُلْ هُوَ اللَّهُ أَحَدٌ (١)
اللَّهُ الصَّمَدُ (٢)
لَمْ يَلِدْ وَلَمْ يُولَدْ (٣)
وَلَمْ يَكُنْ لَهُ كُفُوًا أَحَدٌ (٤)

Surah Al-Ikhlās (112)

In the name of Allah, the Beneficent, the Merciful

Say: He is Allah, the One! (1)

Allah, the eternally Besought of all! (2)

He begetteth not nor was begotten. (3)

And there is none comparable unto Him. (4)

Memorization of Surah Al-Falaq (113)

سُورَةُ الْفَلَقِ
بِسْمِ اللَّهِ الرَّحْمَنِ الرَّحِيمِ
قُلْ أَعُوذُ بِرَبِّ الْفَلَقِ (١)
مِنْ شَرِّ مَا خَلَقَ (٢)
وَمِنْ شَرِّ غَاسِقٍ إِذَا وَقَبَ (٣)
وَمِنْ شَرِّ النَّفَّاثَاتِ فِي الْعُقَدِ (٤)
وَمِنْ شَرِّ حَاسِدٍ إِذَا حَسَدَ (٥)

Surah Al-Falaq (113)

In the name of Allah, the Beneficent, the Merciful

Say: I seek refuge in the Lord of the Daybreak (1)

From the evil of that which He created; (2)

From the evil of the darkness when it is intense, (3)

And from the evil of malignant witchcraft, (4)

And from the evil of the envier when he envieth. (5)

Memorization of Surah Al-Nas (114)

سُورَةُ النَّاسِ

بِسْمِ اللَّهِ الرَّحْمَنِ الرَّحِيمِ
قُلْ أَعُوذُ بِرَبِّ النَّاسِ (١)

مَلِكِ النَّاسِ (٢)

إِلَهِ النَّاسِ (٣)

مِن شَرِّ الْوَسْوَاسِ الْخَنَّاسِ (٤)

الَّذِي يُوسْوِسُ فِي صُدُورِ النَّاسِ (٥)

مِنَ الْجِنَّةِ وَالنَّاسِ (٦)

Surah An-Nas

In the name of Allah, the Beneficent, the Merciful

Say: I seek refuge in the Lord of mankind, (1)

The King of mankind, (2)

The God of mankind, (3)

From the evil of the sneaking whisperer, (4)

Who whispereth in the hearts of mankind, (5)

Of the jinn and of mankind. (6)

Memorize Dua'a

Before sleeping

اللَّهُمَّ بِسْمِكَ أَمُوتُ وَ أَحْيَا

"In Your name O Allah, I live and die."

When waking up

الْحَمْدُ لِلَّهِ الَّذِي أَحْيَانَا بَعْدَ مَا أَمَاتَنَا وَإِلَيْهِ النُّشُورُ

All praise is for Allah who gave us life after having taken it from us and unto Him is the resurrection

Before eating

بِسْمِ اللَّهِ

In the name of Allah

After eating

الْحَمْدُ لِلَّهِ الَّذِي أَطْعَمَنِي هَذَا الطَّعَامَ وَرَزَقَنِيهِ مِنْ غَيْرِ حَوْلٍ مِنِّي وَلَا قُوَّةٍ

All praise is for Allah who fed me this food and gave it to me without any power or might from me

Salah Topics

Names and times of five obligatory (Fard) daily prayers (Salaat)

1. Fajr (Morning Prayer) الفجرُ
2. Zuhr (Noon Prayer) الظُّهُرُ
3. Asr (Afternoon Prayer) العَصْرُ
4. Maghrib (Evening Prayer) المَغْرِبُ
5. Isha (Night Prayer) العِشَاءُ

Introduction to Wudu (Ablution)

No Salaat without Wudu

Training on how to pray two rakah salah with actions with ruku and sujood
tasbeehaat

Rukoo

سُبْحَانَ رَبِّيَ الْعَظِيمِ

Sujood

سُبْحَانَ رَبِّيَ الْأَعْلَى

The Arabic Alphabet

In order to learn any language, one must first master the alphabet and be able to read, write and pronounce it correctly.

Below on the right is the Arabic alphabet. The pronunciation column in the middle is only a rough guide and should not be relied on too heavily. Ask an Arabic speaker to help you master the sounds of the letters, or listen to the audio recording of the book.

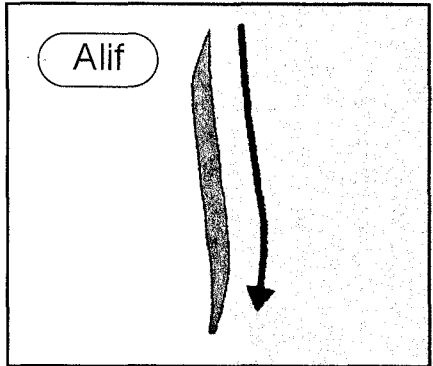
Please note that Arabic is written from right to left.

Names of the letters	Pronunciation guide	Arabic letters
Alif	a	ا
Baa	b	ب
Taa	t	ت
<u>Thaa</u>	<u>th</u>	ث
Jeem	j	ج
Ḥa	ḥ	ح
<u>Kha</u>	<u>kh</u>	خ
Daal	d	د
<u>Dhaal</u>	<u>dh</u>	ذ
Raa	r	ر
Zaa	z	ز
Seen	s	س



Names of the letters	Pronunciation guide	Arabic letters
<u>S</u> heen	<u>sh</u>	ش
Ṣaad	ṣ	ص
Ḍaad	ḍ	ض
Ṭa	ṭ	ط
Za	z	ظ
ʿAyn	ʿ	ع
<u>G</u> hayn	<u>gh</u>	غ
Faa	f	ف
Qaaf	q	ق
Kaaf	k	ك
Laam	l	ل
Meem	m	م
Noon	n	ن
Haa	h	ه
Waaw	w	و
Yaa	y	ي

Write over the letters below, then continue copying to complete the page.



ا

ا


ا

ا

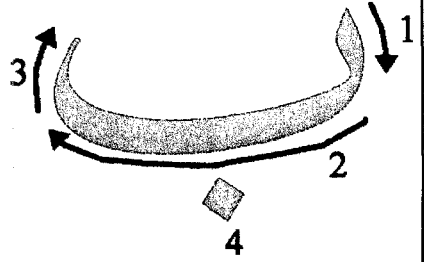
ا

ا

Write over the letters below, then continue copying to complete the page.

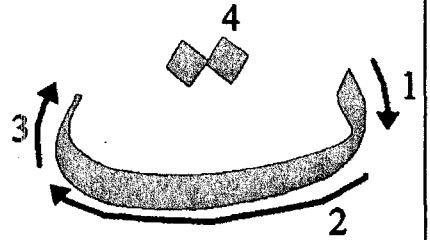


Baa



ب ب ب ب ب

Taa

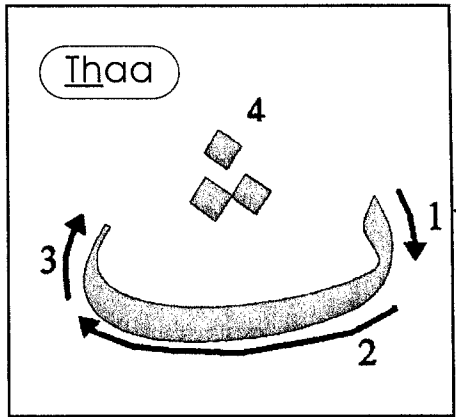


ت ت ت ت ت

Write over the letters below, then continue copying to complete the page.

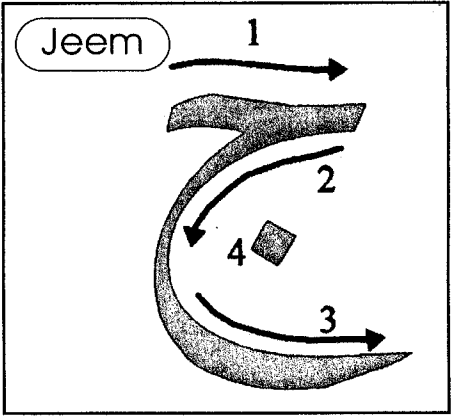


ت ت ت ت ت



Blank handwriting practice lines for the letter 'Thaa'.

ج ج ج ج ج

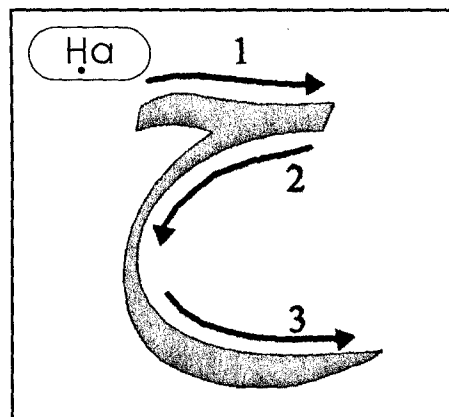


Blank handwriting practice lines for the letter 'Jeem'.

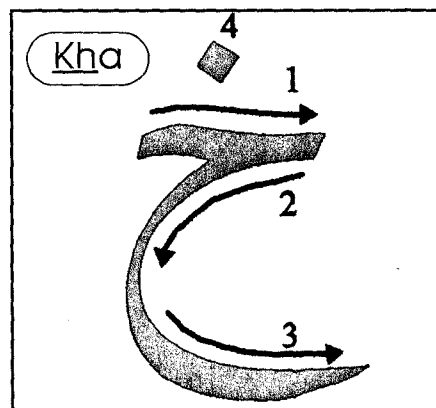
Write over the letters below, then continue copying to complete the page.



ح ح ح ح ح



خ خ خ خ خ

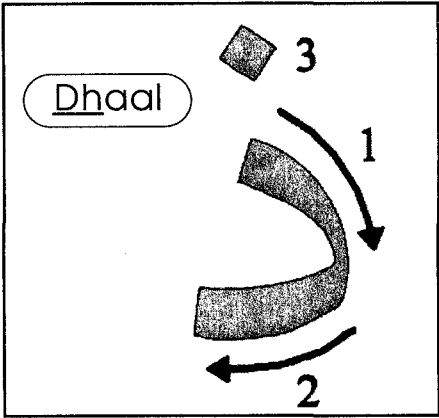
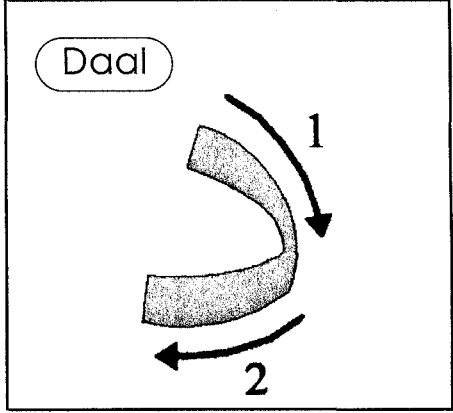


Write over the letters below, then continue copying to complete the page.




د د د د د

ذ ذ ذ ذ ذ



Write over the letters below, then continue copying to complete the page.




Handwriting practice lines for the letter 'Ra'. The first line contains five faint 'Ra' characters for tracing, followed by a solid black 'Ra' character. Below this are three more empty lines for independent practice.

Raa

Handwriting practice lines for the letter 'Zaa'. The first line contains five faint 'Zaa' characters for tracing, followed by a solid black 'Zaa' character. Below this are three more empty lines for independent practice.

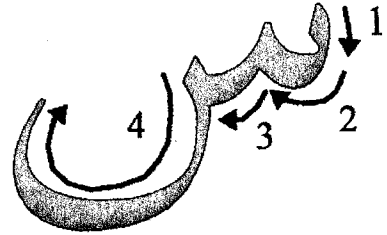
Zaa

Write over the letters below, then continue copying to complete the page.



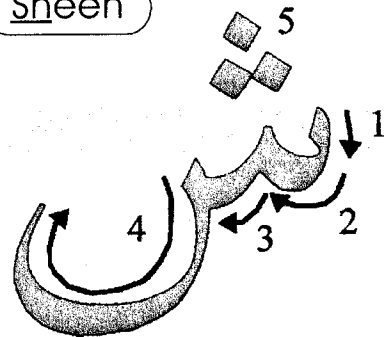
س س س س س

Seen



ش ش ش ش ش

Sheen



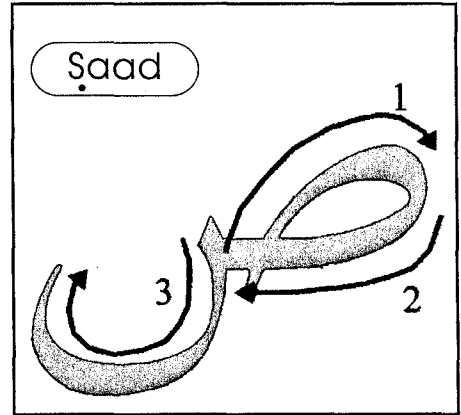
Write over the letters below, then continue copying to complete the page.



ص ص ص ص ص

ص

Blank handwriting lines for practicing the letter 'Ṣaad'.

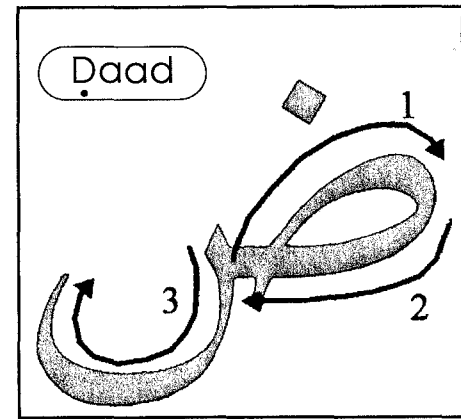


Blank handwriting lines for practicing the letter 'Ṣaad'.

ض ض ض ض ض


ض

Blank handwriting lines for practicing the letter 'Ḍaad'.

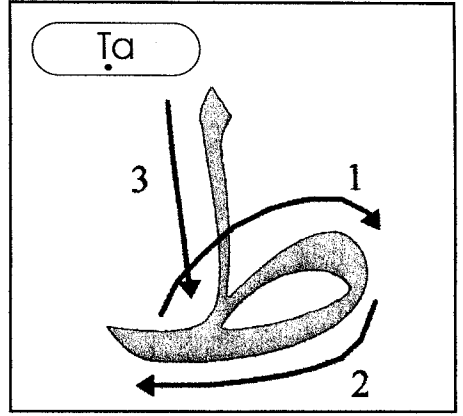


Blank handwriting lines for practicing the letter 'Ḍaad'.

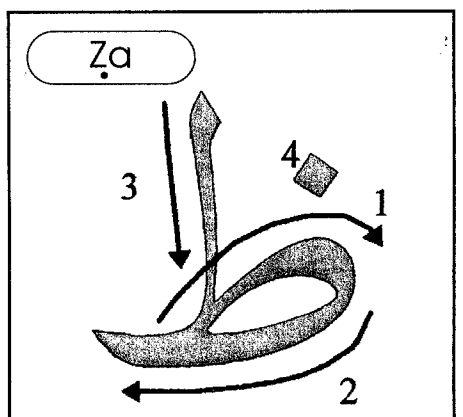
Write over the letters below, then continue copying to complete the page.



ط ط ط ط ط



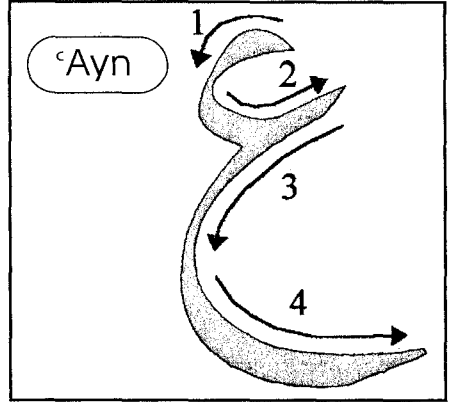
ظ ظ ظ ظ ظ



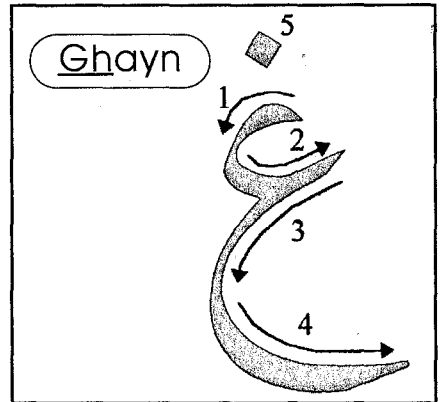
Write over the letters below, then continue copying to complete the page.




ا ا ا ا ا



غ غ غ غ غ

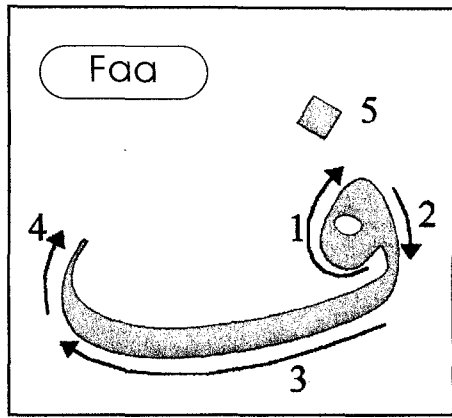


Write over the letters below, then continue copying to complete the page.



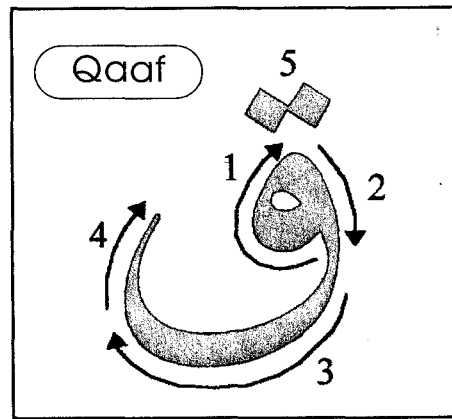
ف ف ف ف ف

Blank handwriting lines for practicing the letter Faa.



ق ق ق ق ق

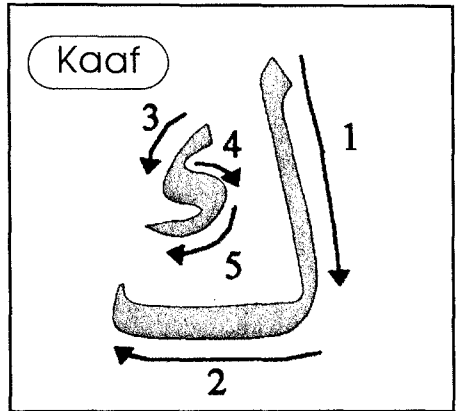
Blank handwriting lines for practicing the letter Qaaf.



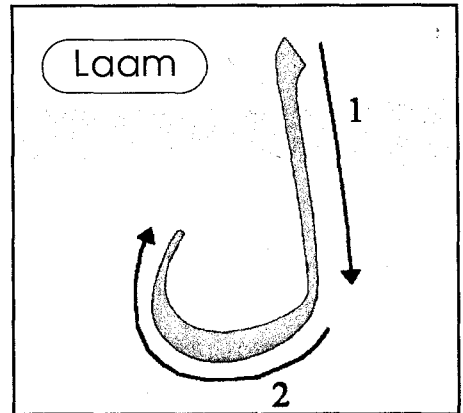
Write over the letters below, then continue copying to complete the page.



ك ك ك ك ك



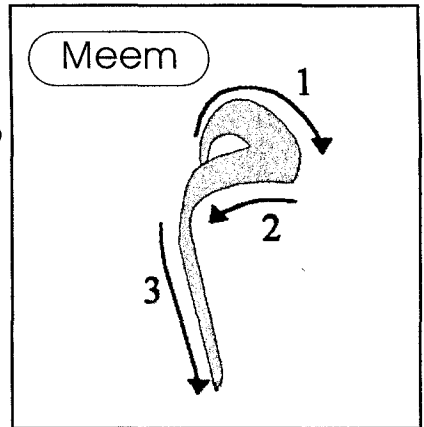
ل ل ل ل ل



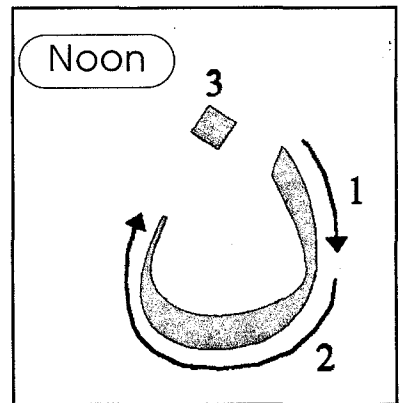
Write over the letters below, then continue copying to complete the page.



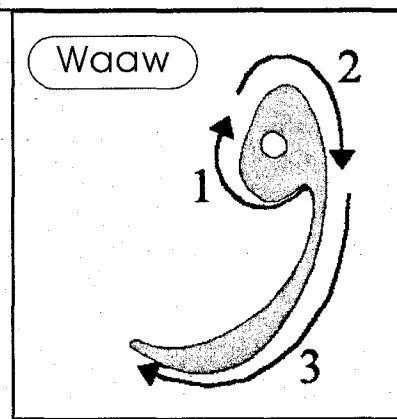
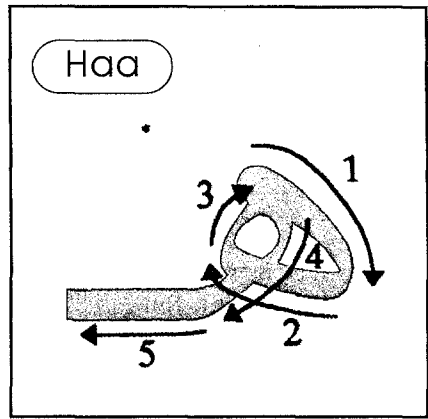
Handwriting practice for the letter Meem. The first row contains five faint Meem characters for tracing, followed by a solid Meem character. Below this are four empty rows for independent practice.



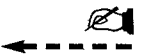
Handwriting practice for the letter Noon. The first row contains five faint Noon characters for tracing, followed by a solid Noon character. Below this are four empty rows for independent practice.



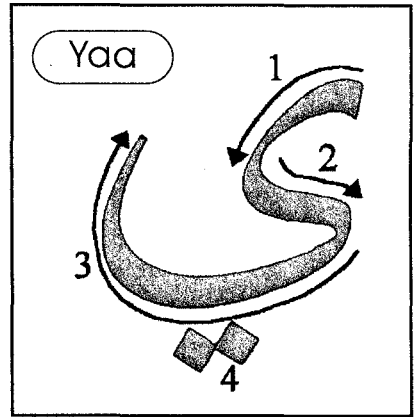
Write over the letters below, then continue copying to complete the page.



Write over the letters below, then continue copying to complete the page.



ي ي ي ي ي



Here is the complete Arabic alphabet.
Can you read all the letters?

Start here!



ا	ب	ت	ث	ج
ح	خ	د	ذ	ر
ز	س	ش	ص	ض
ط	ظ	ع	غ	ف
ق	ك	ل	م	ن
هـ	و	ي		

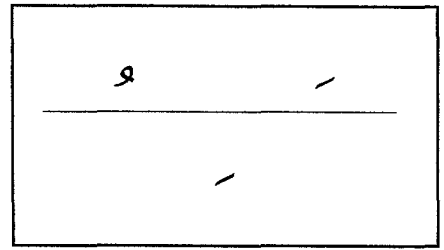
Can you fill in the missing letters
in the alphabet below?




ح				ا
	ذ			ح
	ص			ز
فا				
ن		ل		ق
			و	

The Short Vowels

The following are the three short Arabic vowels. They are written above or below the Arabic letters.

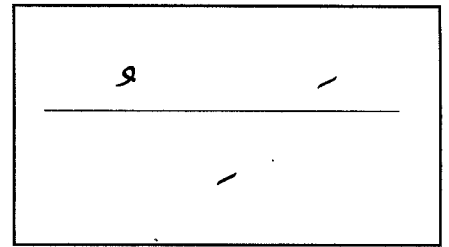


i) Fatha  This is a short diagonal stroke written above an Arabic letter. It is pronounced 'a', as in the English word 'cat'.


Read the alphabet below with fatha on each letter.

اَ	بَ	تَ	ثَ	جَ
حَ	دَ	ذَ	رَ	زَ
سَ	شَ	صَ	ضَ	طَ
ظَ	عَ	فَ	قَ	كَ
وَ	يَ	مَ	نَ	هَ

The Short Vowels – Continued



ii) Kasra

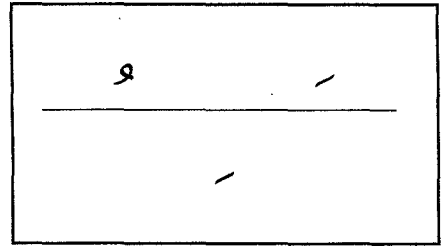



This is a short diagonal stroke written below an Arabic letter. It is pronounced 'i', as in the English word 'bit'.

Read the alphabet below with kasra on each letter.

اِ	بِ	تِ	ثِ	جِ
دِ	ذِ	رِ	زِ	سِ
شِ	صِ	حِ	طِ	ظِ
قِ	كِ	لِ	مِ	نِ
هِ	وِ	يِ		

The Short Vowels – Continued



- iii) Damma  This is like a very small 'waaw' written above an Arabic letter. It is pronounced 'u', as in the English word 'bull'.

Read the alphabet below with damma on each letter.

ج	ث	ت	ب	ا
ر	ذ	د	خ	ح
ض	ص	ش	س	ز
ف	غ	ع	ظ	ط
ن	م	ل	ك	ق
		ي	و	هـ

Practise reading your alphabet with fatha, kasra and damma (a, i, u).

ثَ ثِ ثُ	تَ تِ تُ	بَ بِ بُ	أَ إِ أُمُّ
دَ دِ دُ	خَ خِ خُ	حَ حِ حُ	جَ جِ جُ
سَ سِ سُ	زَ زِ زُ	رَ رِ رُ	ذَ ذِ ذُ
طَ طِ طُ	ضَ ضِ ضُ	صَ صِ صُ	شَ شِ شُ
فَ فِ فُ	غَ غِ غُ	عَ عِ عُ	ظَ ظِ ظُ
مَ مِ مُ	لَ لِ لُ	كَ كِ كُ	قَ قِ قُ
يَ يِ يُ	وَ وَِ وَُ	هَ هِ هُ	نَ نِ نُ

Can you read the following Arabic words?

he stops يَقِفُ	he thanked شَكَرَ	he read قَرَأَ
he desired, wished رَغِبَ	he was good حَسُنَ	he understood فَهِمَ
he laughed ضَحِكَ	he was endowed with رُزِقَ	he wrote كَتَبَ
he joined لَحِقَ	it was known عُلِمَ	he describes يَصِفُ